

POSH TERASEA OFFSHORE PTE LTD

No. 1 Kim Seng Promenade #06-01
Great World City, Singapore 237994
Tel +65 6839 6500/ Fax +65 6839 7840
marketing@poshterasea.com.sg
www.poshterasea.com.sg



SALVISCOUNT



13,500 BHP/ 158 TBP AHT/ Ocean Towing/ Salvage Tug Call Sign: 9V6419

Principal Particulars

Flag	: Singapore
Year Built	: 2004
Place Built	: Singapore
Length Overall	: 75.00 m
Length B.P.	: 66.60 m
Beam Overall	: 18.00 m
Depth Moulded	: 8.00 m
Design Draft	: 6.00 m
IMO No.	: 9276676
Official No.	: 390205

Classification

LRS + 100A1, Tug, Fire Fighting Ship 1 (2,400m³/hr) with Water Spray, IWS, LMC.
Firefighting Salvage Tug, Anchor Handling, Shipright SCM.

Capacities

Gross Tonnage	: 3342 tons
Net Tonnage	: 1002 tons
Deadweight	: 2700 tons
Heavy Fuel Oil	: 2392 m ³
Diesel Fuel Oil	: 418 m ³
Potable Water	: 200 m ³
Lube Oil	: 10 m ³
Foam Capacity	: 8 m ³
Dispersant	: 8 m ³
Speed	: 15 knots
Endurance	: 40 days towing at sea
Deck Loads	: 5 tons / m ²
Deck Space	: 341m ²

Accommodation

One Man Cabin	: 6
Two Men Cabin	: 3
Four Men Cabin	: 6
Total Complement	: 36 persons

Machinery & Equipment


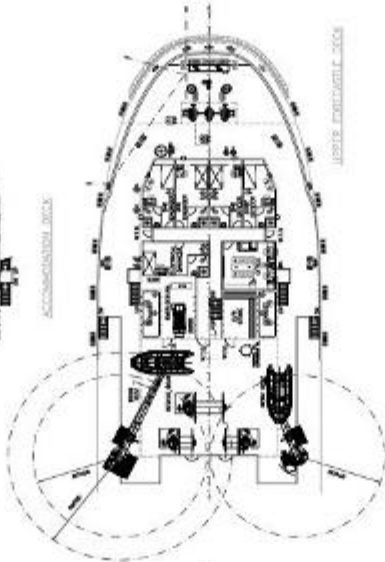


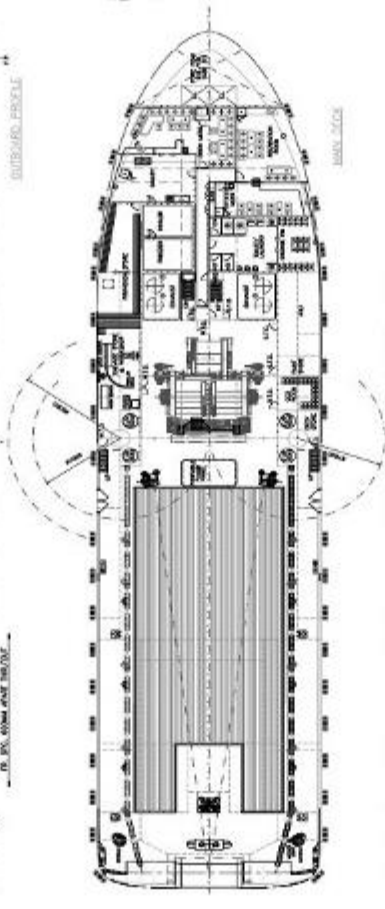
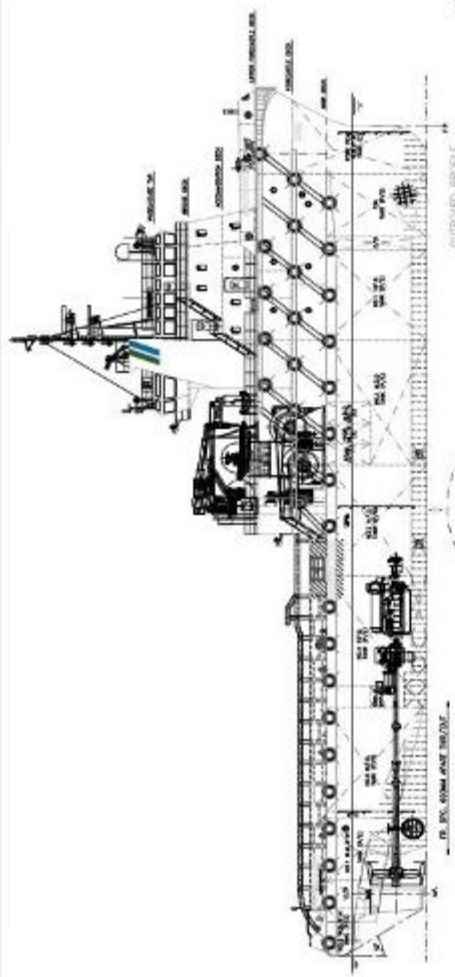
Main Engines	: 4 x Wartsila VASA 6R32LNE Total output 13,500BHP @750RPM
Generators	: 2 x 1200kW Shaft generators @415V 3Ph 50Hz : 2 x 350kW @1800RPM @415V 3Ph 50Hz : 1 x 105kW @1800RPM.
Propellers	: Twin screw Controllable Pitch (Lips)
Bollard Pull	: 158 tons
Bow Thruster	: 1 x Lips 12 tons (1,088 BHP / 800 kW)
Stern Thruster	: 1 x Lips 10 tons (999.6 BHP / 735 kW)
Deck Crane	: 2 x Electro-hydraulic 360° slewing each 8 tons SWL @ 7m

Tow/Anchor handling Equipment

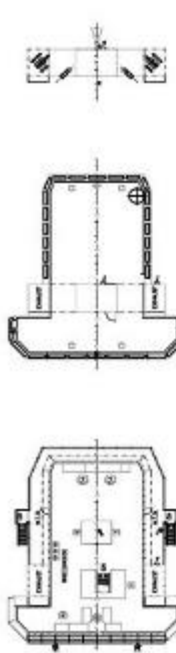
Tow/AH Winch	: Brattvaag Hydraulic Triple Drum, Waterfall Type. Brake holding capacity @400 tons. 2 x declutchable anchor handling drum for dia 76mm, 1500m wire. 1 x declutchable towing drum for dia 76mm, 1500m wire. Two non declutchable hardwelded cable lifters for 84mm & 76mm chain fitted outside of the anchor handling drum
Tugger Winch	: 2 x Electro-hydraulic, each 10 tons @15m/min
Shark Jaw	: 1 x Triplex H350, 300 tons SWL
Guide Pin	: 1 x Triplex S200, 200 tons SWL
Capstans	: 2 x Electro-hydraulic each 8 tons @0-18m/min.
Stern Roller	: 1 x 300 tons SWL, 5.5m x dia 3m
Chain Lockers	: 2 @5400mm x 3180mm x 6780mm Capacity 118.748 m ³ x 2 = 237.496 m ³

FiFi 1 System

Fire Pump	: Two seawater centrifugal pumps, each capacity of 1683m ³ /hr @ pump speed of 1800RPM
Fire Monitor	: Two dual foam/water monitor each capacity of 1200 m ³ /hr at 11.5 bars



NO.	DESCRIPTION	QTY
1
2
3
4
5
6
7
8
9
10
11
12
13
14
15
16
17
18
19
20
21
22
23
24
25
26
27
28
29
30
31
32
33
34
35
36
37
38
39
40
41
42
43
44
45
46
47
48
49
50



BRIDGE DECK
ENGINE ROOM
ACCOMMODATION DECK

GENERAL DIMENSIONS
 LENGTH O.A. (M.S. HULL) 70.00M
 LENGTH PERPENDICULAR 66.00M
 BREADTH M.S.L. 10.00M
 DEPTH M.S.L. 8.00M
 DESIGN DRAUGHT 6.00M
 SPEED 14 KNOTS
 BOLLARD PULL 48T, 160 TONNES
 MAIN ENGINE POWER 44300 BHP
 8 750 RPM
COMPLEMENT
 M.F.O. (CAPT) 01
 ASST. 2350 M²
 FRESH WATER ASST. 200 M²
 M.E.G. ASST. 400 M²
 FISH ASST. 10 M²
 DEPENDANTS ASST. 10 M²



PROJECT TBM SALVAGE TOWING TUG
 GENERAL ARRANGEMENT
 SHEET OF 1
 NO. 108-005
 DRAWN BY: N. N. N.
 CHECKED BY: N. N. N.
 DATE: 2023-08-24

NO. 108-005
 DRAWN BY: N. N. N.
 CHECKED BY: N. N. N.
 DATE: 2023-08-24