

# POSH TERASEA OFFSHORE PTE LTD

No. 1 Kim Seng Promenade #06-01  
Great World City, Singapore 237994  
Tel +65 6839 6500 / Fax +65 6839 7840  
marketing@poshterasea.com.sg  
[www.poshterasea.com.sg](http://www.poshterasea.com.sg)



## TERASEA FALCON



**16,300 BHP/ 205 TBP AHT/ DP1/Ocean Towing/ Salvage Tug Call Sign: 9V9964**

### Principal Particulars

Flag	: Singapore
Year Built	: 2013
Place Built	: JMU, Japan
Length Overall	: 75.30 m
Length B.P.	: 65.00 m
Beam Overall	: 18.00 m
Depth Moulded	: 8.00 m
Design Draft	: 6.00 m
IMO No.	: 9624586
Official No.	: 397797

### Classification

ABS + A1 Towing Vessel, Fire Fighting Vessel Class 1, Offshore Support Vessel, Oil Recovery Capability Class 1, AMS, ACCU, TCM, DPS-1.

### Capacities

Gross Tonnage	: 3513 tons
Net Tonnage	: 1053 tons
Deadweight	: 3369 tons
Heavy Fuel Oil	: 2200 m <sup>3</sup>
Diesel Fuel Oil	: 300 m <sup>3</sup>
Potable Water	: 300 m <sup>3</sup>
Lube Oil	: 40 m <sup>3</sup>
Foam Capacity	: 20 m <sup>3</sup>
Dispersant	: 18 m <sup>3</sup>
Max Speed	: 15 knots
Endurance	: 45 days towing at sea
Deck Loads	: From frame -3 to 16: 10 tons/m <sup>2</sup> : From frame 16 to 49: 5 tons/m <sup>2</sup>
Deck Space	: 450 m <sup>2</sup>

### Accommodation

One Man Cabin	: 16 x 1 berth cabin
Two Men Cabin	: 5 x 2 berths cabin
Total Complement	: 26 persons

### DP Class 1 System

Dynamic Positioning System	: Rolls-Royce RRM Icon DP1
Independent Joystick System	: RRM Icon DP1

### Machinery & Equipment

Main Engines	: 2x Wartsila 12V32 Total output 16,300BHP
Generators	: Main generators: 2 x 400kW, 420 V, 50Hz; Shaft generators 2 x 1200 kW, 420V, 50Hz; Emergency generator: 60kW, 420V, 50Hz
Steering gear	: RR, 2 x independent, electro-hydraulic rotary type
Propellers	: 2 x Controllable Pitch Propellers, 4 blade in nozzles
Rudders	: Rolls-Royce, 2 x high lift flap
Bollard Pull	: 205 tons
Bow Thruster	: Electric motor driven tunnel type, 12 tons, 800kW
Stern Thruster	: Electric motor driven tunnel type, 10 tons
Deck Crane	: Electro-hydraulic, knuckle type, 5 tons@ 16m radius
Ballast water treatment system:	: Ultra violet with filter type, treatment capacity 60m <sup>3</sup> /hr

### Tow/Anchor handling Equipment

Tow/AH Winch	: 1 x Fukushima, DDW-350H-4M, double drum waterfall type, brake holding capacity @450 tons (1st layer)
Tow/AH drum capacity	: 76 mm x 1500m, both drums with spooling device
Spare wire reels	: 2 x 76mm x 1500m @10 tons (1st layer)
Tugger Winch	: 2 x Electro-hydraulic, each 20 tons @15m/min
Windlass	: 1 x Fukushima, Electro-hydraulic, 2 x cable lifters, 2 x warping ends, 2 x mooring drums. 15 tons x 9m/min
Shark Jaw	: 2 x Karm fork, 450 tons SWL each
Towing Pin	: 2 pair x Karmoy winch, 200 tons SWL each
Capstans	: 2 x Electro-hydraulic each 15 tons @15m/min
Stern Roller	: 1 x 450 tons SWL, B 5m x Diam. 3m

### Life Saving Equipment

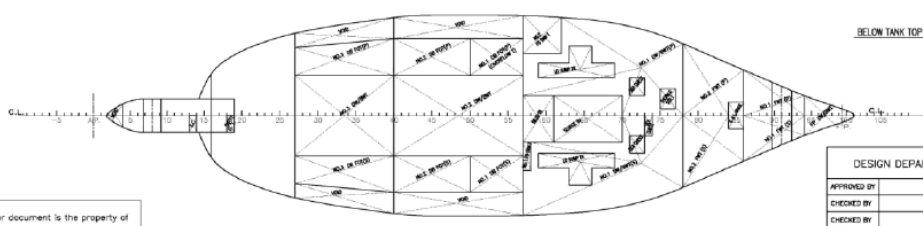
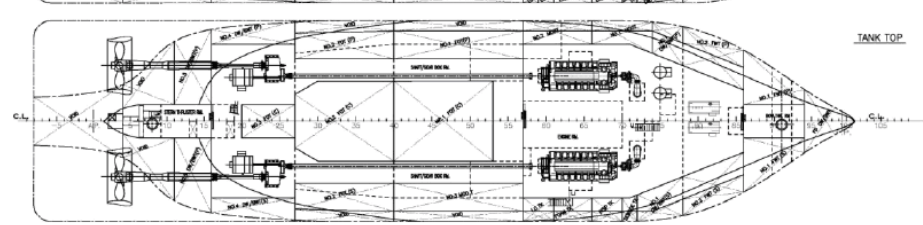
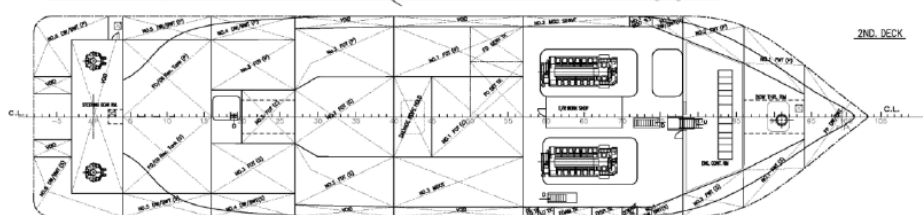
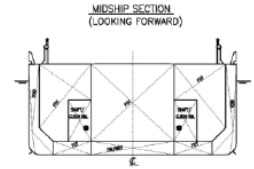
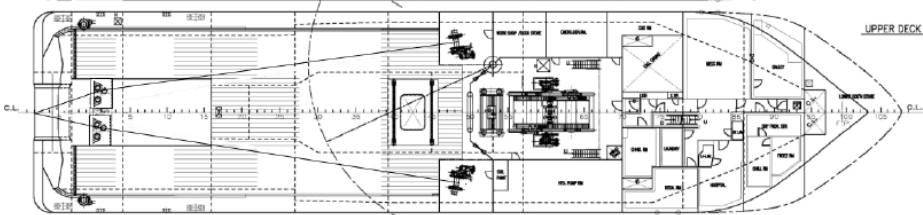
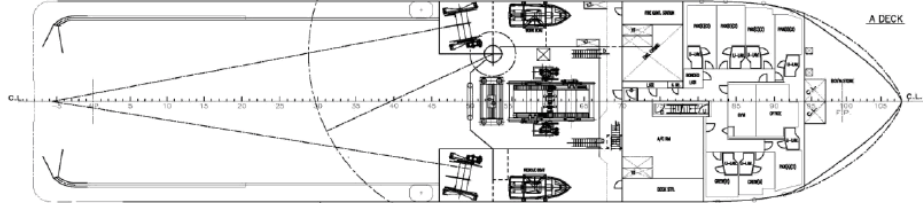
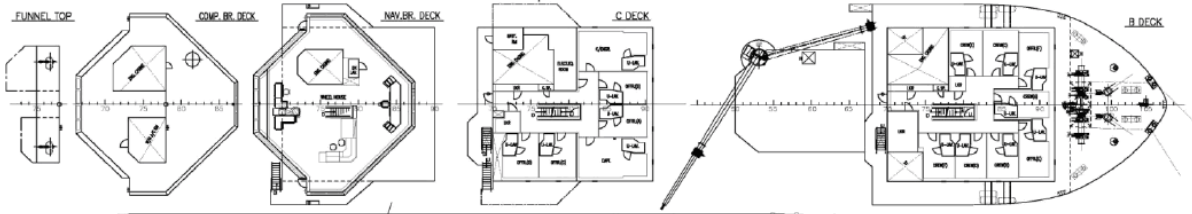
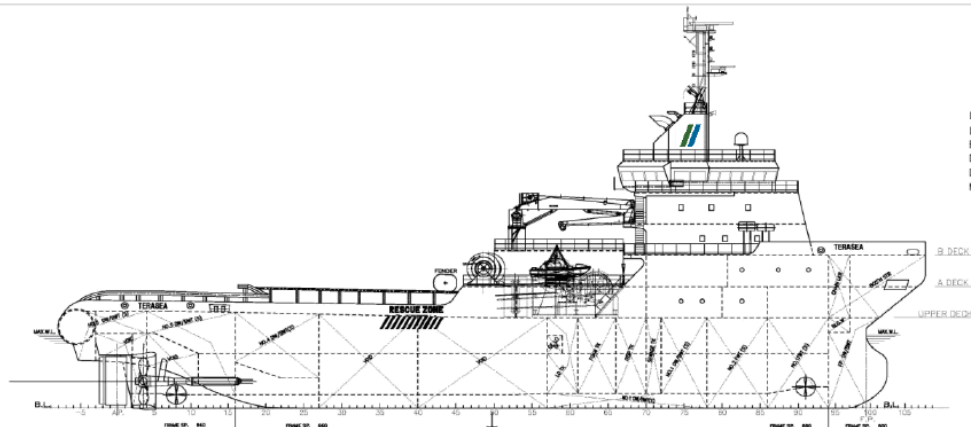
Rescue Boat	: 6 person capacity on single point hanging davit type
Work Boat	: 6 person capacity with launch davit
Life rafts	: 6 x 16 person capacity

### FiFi 1 System / Dispersant

Fire Pumps	: Two seawater centrifugal pumps, each capacity of 1791m <sup>3</sup> /hr @ pump speed of 1800RPM
Water/Foam Monitor	: Two dual foam/water monitor each capacity of 1200 m <sup>3</sup> /hr at 11.5 bars
Air/Foam Liquid Tank	: 24m <sup>3</sup>
Spray Boom	: 2 x 6m aluminum boom with nozzle
Oil Dispersant Tank	: 18m <sup>3</sup>

**PRINCIPAL PARTICULARS**

LENGTH(O.A)           APPROX. 75.3m  
 LENGTH(B.P)           65.00m  
 BREADTH(MLD)       18.00m  
 DEPTH(MLD)           8.10m  
 DESIGNED DRAFT(MLD) 6.00m  
 MAX. SUMMER DRAFT(MLD) 6.60m



This drawing or document is the property of Universal Shipbuilding Corp. and must in no case wholly or partially be copied, shown or given to a third party without the expressed consent of Universal Shipbuilding Corp.

DESIGN DEPARTMENT	HULL No. SNO.0074/75	16,300 BHP OCEAN TOWING/SALVAGE TUG
APPROVED BY		
CHECKED BY		
DESIGNED BY		
DRAWN BY		
DATE OF DRAWING		
SCALE 1/200	Universal Shipbuilding Corporation	DWG. NO. 4011100 REV. 0

**GENERAL ARRANGEMENT**  
**POSH TERASEA**